



## **AmeriCorps Staff Program Salary Survey Report**

In summer 2018, America's Service Commissions issued a survey to AmeriCorps State programs on questions related to program staff salary. Managing an AmeriCorps grant, ensuring compliance and supporting AmeriCorps members is a very complex job requiring a broad range of skills and competencies. The aggregate data shared in this report is intended to be a resource for organizations as they work to determine appropriate salaries for AmeriCorps program staff and assist in budgeting.

The guide below is broken into data nationally and regionally. To view the complete summary national data visit: <https://www.surveymonkey.com/results/SM-D9PDYDWZL/>.

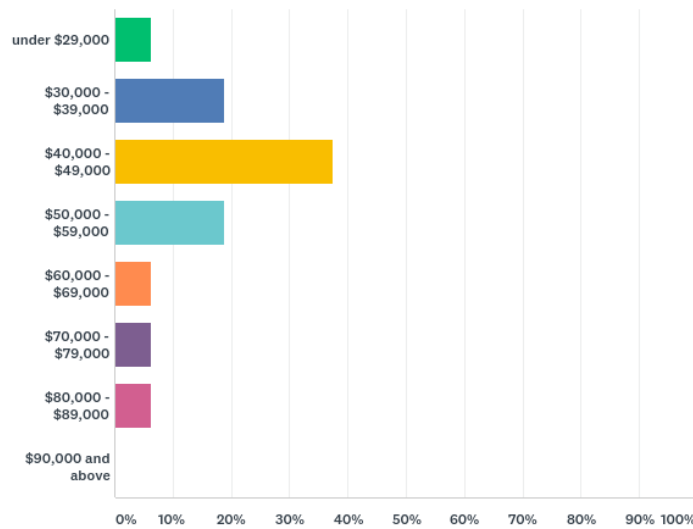
Some state service commissions may have minimum thresholds for salaries and programs should consult their state service commission for additional guidance and support.

This report should not be construed as guidance or an opinion, it is for informational purposes only. With questions on this guide or for specific data sets contact [statecommissions@gmail.com](mailto:statecommissions@gmail.com).

## National

AmeriCorps programs with **0-10 members**, Full-Time Program Director, all grant types:

Q9 Please select your salary range for the 2017 calendar year:

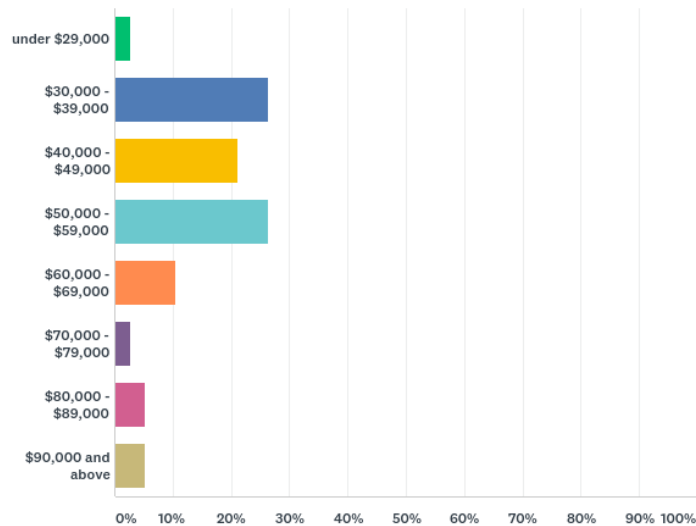


ANSWER CHOICES	RESPONSES	
under \$29,000	6.25%	1
\$30,000 - \$39,000	18.75%	3
\$40,000 - \$49,000	37.50%	6
\$50,000 - \$59,000	18.75%	3
\$60,000 - \$69,000	6.25%	1
\$70,000 - \$79,000	6.25%	1
\$80,000 - \$89,000	6.25%	1
\$90,000 and above	0.00%	0
<b>TOTAL</b>		<b>16</b>

## National

AmeriCorps programs with **11-20 members**, Full-Time Program Director, all grant types:

Q9 Please select your salary range for the 2017 calendar year:

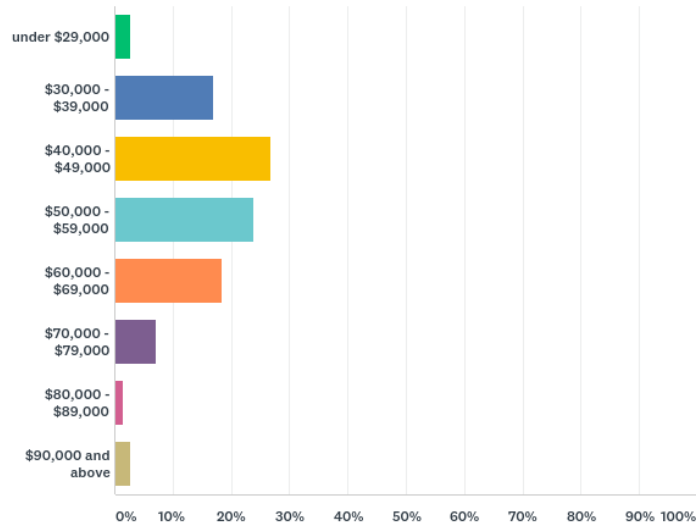


ANSWER CHOICES	RESPONSES	
under \$29,000	2.63%	1
\$30,000 - \$39,000	26.32%	10
\$40,000 - \$49,000	21.05%	8
\$50,000 - \$59,000	26.32%	10
\$60,000 - \$69,000	10.53%	4
\$70,000 - \$79,000	2.63%	1
\$80,000 - \$89,000	5.26%	2
\$90,000 and above	5.26%	2
<b>TOTAL</b>		<b>38</b>

## National

AmeriCorps programs with **21-50 members**, Full-Time Program Director, all grant types:

Q9 Please select your salary range for the 2017 calendar year:

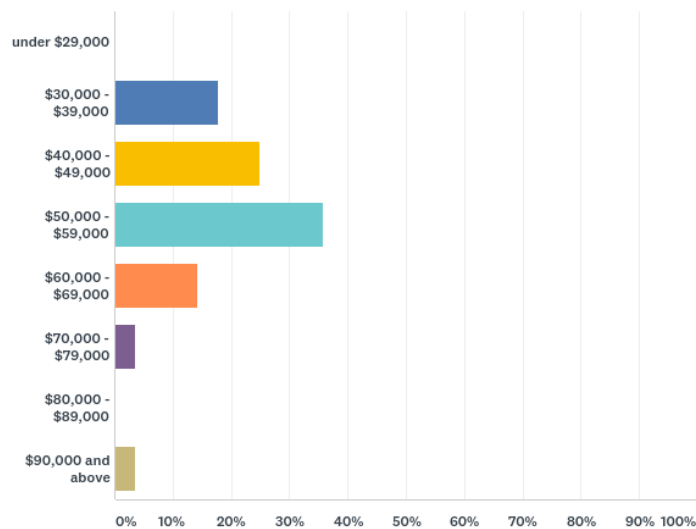


ANSWER CHOICES	RESPONSES	
▼ under \$29,000	2.82%	2
▼ \$30,000 - \$39,000	16.90%	12
▼ \$40,000 - \$49,000	26.76%	19
▼ \$50,000 - \$59,000	23.94%	17
▼ \$60,000 - \$69,000	18.31%	13
▼ \$70,000 - \$79,000	7.04%	5
▼ \$80,000 - \$89,000	1.41%	1
▼ \$90,000 and above	2.82%	2
TOTAL		71

## National

AmeriCorps programs with **51-100** members, Full-Time Program Director, all grant types:

Q9 Please select your salary range for the 2017 calendar year:

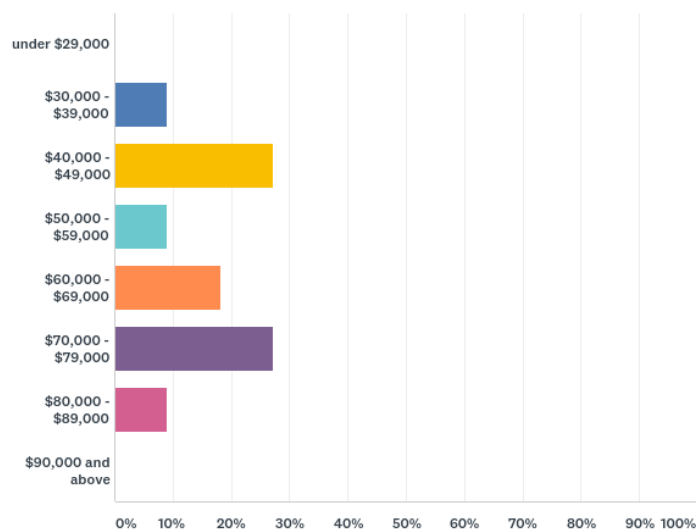


ANSWER CHOICES	RESPONSES	
▼ under \$29,000	0.00%	0
▼ \$30,000 - \$39,000	17.86%	5
▼ \$40,000 - \$49,000	25.00%	7
▼ \$50,000 - \$59,000	35.71%	10
▼ \$60,000 - \$69,000	14.29%	4
▼ \$70,000 - \$79,000	3.57%	1
▼ \$80,000 - \$89,000	0.00%	0
▼ \$90,000 and above	3.57%	1
<b>TOTAL</b>		<b>28</b>

## National

AmeriCorps programs with **101-250** members, Full-Time Program Director, all grant types:

Q9 Please select your salary range for the 2017 calendar year:

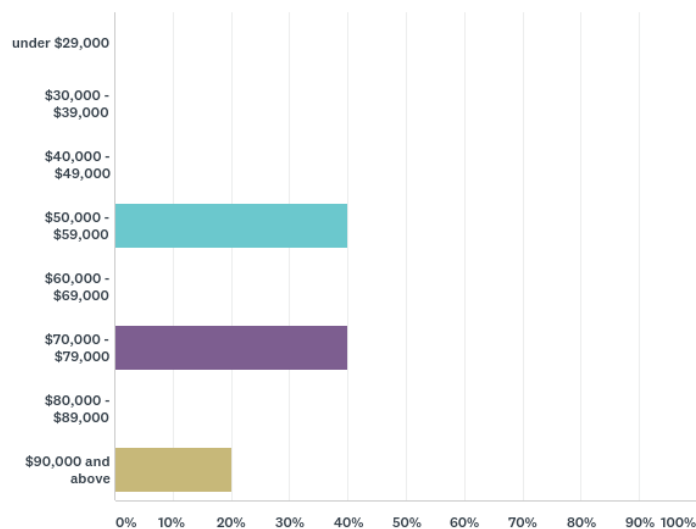


ANSWER CHOICES ▼	RESPONSES ▼	
▼ under \$29,000	0.00%	0
▼ \$30,000 - \$39,000	9.09%	1
▼ \$40,000 - \$49,000	27.27%	3
▼ \$50,000 - \$59,000	9.09%	1
▼ \$60,000 - \$69,000	18.18%	2
▼ \$70,000 - \$79,000	27.27%	3
▼ \$80,000 - \$89,000	9.09%	1
▼ \$90,000 and above	0.00%	0
<b>TOTAL</b>		<b>11</b>

## National

AmeriCorps programs with **251-400+** members, Full-Time Program Director, all grant types:

Q9 Please select your salary range for the 2017 calendar year:

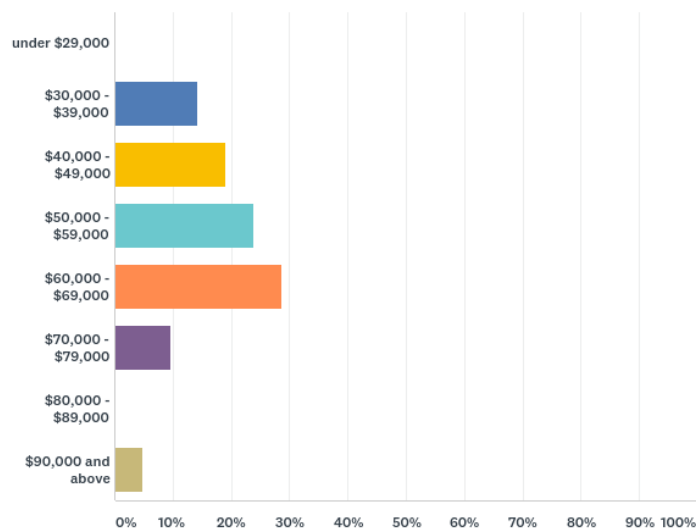


ANSWER CHOICES ▼	RESPONSES ▼
▼ under \$29,000	0.00% 0
▼ \$30,000 - \$39,000	0.00% 0
▼ \$40,000 - \$49,000	0.00% 0
▼ \$50,000 - \$59,000	40.00% 2
▼ \$60,000 - \$69,000	0.00% 0
▼ \$70,000 - \$79,000	40.00% 2
▼ \$80,000 - \$89,000	0.00% 0
▼ \$90,000 and above	20.00% 1
<b>TOTAL</b>	<b>5</b>

## Atlantic Region

Full-Time Program Director, all member ranges and grant types:

Q9 Please select your salary range for the 2017 calendar year:



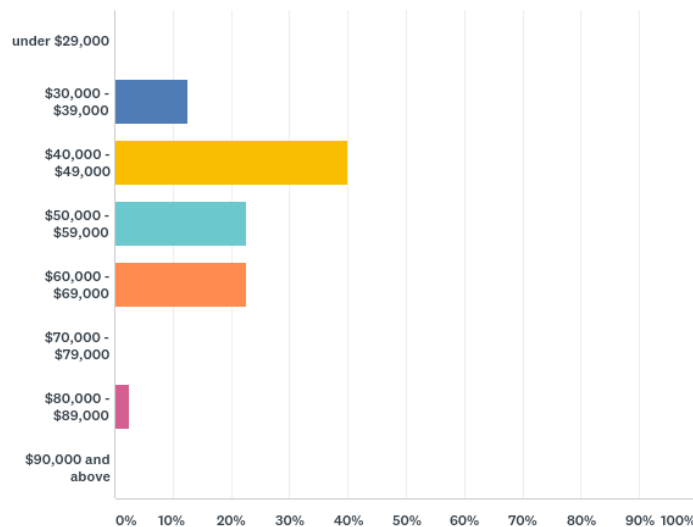
ANSWER CHOICES ▼	RESPONSES ▼	
▼ under \$29,000	0.00%	0
▼ \$30,000 - \$39,000	14.29%	3
▼ \$40,000 - \$49,000	19.05%	4
▼ \$50,000 - \$59,000	23.81%	5
▼ \$60,000 - \$69,000	28.57%	6
▼ \$70,000 - \$79,000	9.52%	2
▼ \$80,000 - \$89,000	0.00%	0
▼ \$90,000 and above	4.76%	1
<b>TOTAL</b>		<b>21</b>



## North Central Region

Full-Time Program Director, all member ranges and grant types:

Q9 Please select your salary range for the 2017 calendar year:

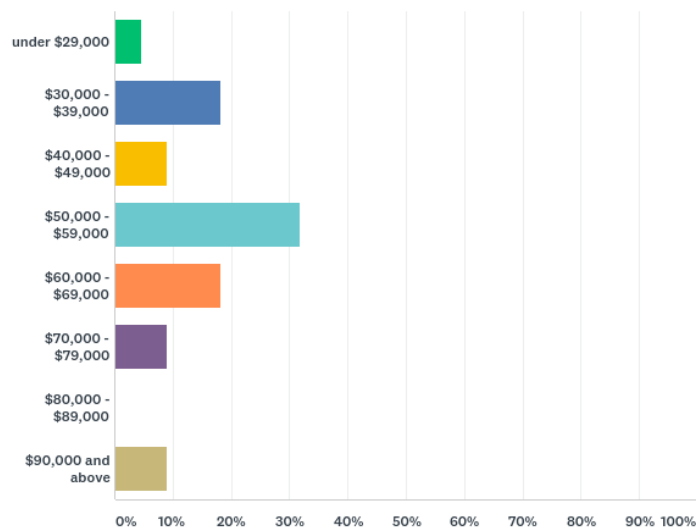


ANSWER CHOICES	RESPONSES	
▼ under \$29,000	0.00%	0
▼ \$30,000 - \$39,000	12.50%	5
▼ \$40,000 - \$49,000	40.00%	16
▼ \$50,000 - \$59,000	22.50%	9
▼ \$60,000 - \$69,000	22.50%	9
▼ \$70,000 - \$79,000	0.00%	0
▼ \$80,000 - \$89,000	2.50%	1
▼ \$90,000 and above	0.00%	0
<b>TOTAL</b>		<b>40</b>

## Pacific Region

Full-Time Program Director, all member ranges and grant types.

Q9 Please select your salary range for the 2017 calendar year:

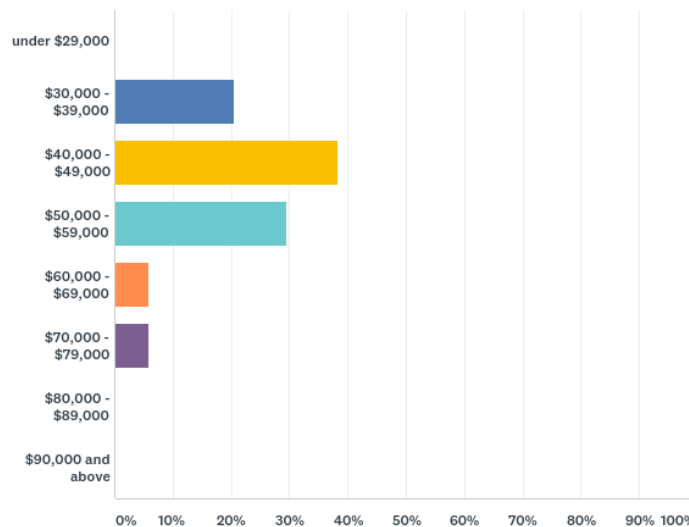


ANSWER CHOICES	RESPONSES	
under \$29,000	4.55%	1
\$30,000 - \$39,000	18.18%	4
\$40,000 - \$49,000	9.09%	2
\$50,000 - \$59,000	31.82%	7
\$60,000 - \$69,000	18.18%	4
\$70,000 - \$79,000	9.09%	2
\$80,000 - \$89,000	0.00%	0
\$90,000 and above	9.09%	2
<b>TOTAL</b>		<b>22</b>

## South Region

Full-Time Program Director, all member ranges and grant types.

Q9 Please select your salary range for the 2017 calendar year:

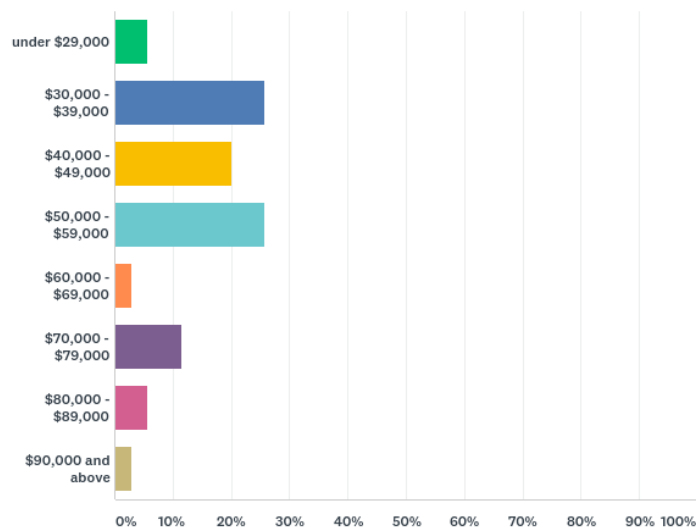


ANSWER CHOICES	RESPONSES	
under \$29,000	0.00%	0
\$30,000 - \$39,000	20.59%	7
\$40,000 - \$49,000	38.24%	13
\$50,000 - \$59,000	29.41%	10
\$60,000 - \$69,000	5.88%	2
\$70,000 - \$79,000	5.88%	2
\$80,000 - \$89,000	0.00%	0
\$90,000 and above	0.00%	0
<b>TOTAL</b>		<b>34</b>

## Southwest Region

Full-Time Program Director, all member ranges and grant types.

Q9 Please select your salary range for the 2017 calendar year:



ANSWER CHOICES ▼	RESPONSES ▼
▼ under \$29,000	5.71% 2
▼ \$30,000 - \$39,000	25.71% 9
▼ \$40,000 - \$49,000	20.00% 7
▼ \$50,000 - \$59,000	25.71% 9
▼ \$60,000 - \$69,000	2.86% 1
▼ \$70,000 - \$79,000	11.43% 4
▼ \$80,000 - \$89,000	5.71% 2
▼ \$90,000 and above	2.86% 1
<b>TOTAL</b>	<b>35</b>